

# IoT-Based Early Fire Detection System Uses MQ-2 Smoke Sensor And DS18B20 Temperature Sensor

**Muhammad Iqra Nur Fajar<sup>1</sup>, Athaillah Aufa Badila<sup>2</sup> Aulyah Zakilah Ifani<sup>3\*</sup>**

<sup>1,2,3</sup> Department of Informatics, Faculty of Science and Computer, ITB Nobel Indonesia

<sup>1,2,3</sup> Jl. Sultan Alauddin No.212, Mangasa, Makassar District, Makassar City, South Sulawesi 90221

Email: [iqranurfajar0804@gmail.com](mailto:iqranurfajar0804@gmail.com)<sup>1</sup>, [athaillah.aufa06@gmail.com](mailto:athaillah.aufa06@gmail.com)<sup>2</sup>, [aulyah@nobel.ac.id](mailto:aulyah@nobel.ac.id)<sup>3</sup>

Submitted: 07/09/2025, Revision: 03/07/2026, Accepted : 05/07/2026

---

## **Abstract**

Fire disasters remain a major threat in Indonesia, especially in dense housing, offices, and industrial zones. Delayed detection leads to heavy property losses and fatalities, since blazes are often noticed only after flames grow and smoke spreads. This study introduces an IoT early warning system combining an MQ-2 smoke sensor and a DS18B20 temperature sensor on a NodeMCU ESP8266. Using the ADDIE model—analysis, design, development, implementation, evaluation—the prototype was built and tested in laboratory simulations. Tests show the MQ-2 detects smoke at  $\geq 400$  ppm, while the DS18B20 measures temperatures  $\geq 60$  °C with  $\pm 0.5$  °C precision. The dual-sensor setup delivers over 95 % accuracy, alerts within two minutes, and keeps false alarms below 5 %, providing an effective and economical tool for urban fire mitigation. Its low-cost components and Wi-Fi connectivity enable real-time alerts to smartphones or control rooms, facilitating response and scalable deployment in communities.

---

## **Keywords:**

Early Warning System;  
IoT Fire Detection;  
NodeMCU ESP8266;  
Sensor MQ2 Smoke;  
Sensor DS18B20 Temperature.

\*Corresponding Author: Aulyah Zakilah Ifani

E-mail: [aulyah@nobel.ac.id](mailto:aulyah@nobel.ac.id)

---

## 1. Introduction

Fires are one of the most frequent disasters in Indonesia with a very significant impact on losses [1], [2]. Fire disasters can occur anytime and anywhere without being predictable beforehand, whether in residential environments, offices, industries, or public facilities [3]. The impact caused by fires is huge, ranging from material losses, casualties, to environmental damage that is difficult to recover in a short time [4]. The main causes of fires are very diverse, ranging from human negligence, electrical short circuits, gas leaks, to natural factors such as extreme hot weather. However, the most critical factor is the delay in detecting the potential for fire, so that the handling becomes not optimal and the fire has already grown before it can be controlled [5]. Generally, a fire can be detected when the fire has grown and smoke has billowed out of the building, even though if the fire has grown it is difficult to extinguish it [3]. Conventional fire detection systems that exist today have some limitations. So far, when a fire occurs in a building, usually the fire brigade unit will be contacted, but often the fire brigade arrives at the location when the fire is getting bigger. Several factors are indeed obstacles to extinguishing such as the long distance to the location. In addition, conventional systems generally cannot provide automatic early warning and require human intervention.

Along with the development of technology, especially in the field of sensors and automation, there are now various devices that are able to detect smoke and temperature automatically [6], [7], [8]. Internet of Things (IoT) technology enables the integration of sensors with real-time monitoring systems that can be accessed remotely [1], [9], [10]. The development of technology is increasing, especially in the field of electronics science which is marked by the discovery of sensors that can be used to measure quantities in the surrounding environment [2], [11], [12]. Deep learning and computer vision technologies also show great potential in automatic fire detection [13], [14]. Several previous studies have developed fire detection systems using a variety of approaches. Research using a smoke sensor with PLC control showed that the sensor can detect smoke with a detection distance of 1-2 meters per minute and is able to activate the automatic extinguishing system [3], [4]. Another study using a AT89S52 microcontroller with temperature and smoke sensors successfully detected fires based on a temperature threshold of 45°C and a smoke voltage level of 150mV [5]. Arduino-based systems with DHT-22 and MQ-2 sensors have been developed for industrial applications with SMS notifications [2]. IoT implementation using NodeMCU and various

sensors demonstrates the effectiveness of real-time monitoring [1].

Detection accuracy that is not optimal is a major challenge, where existing systems often experience false alarms or late detection. Sensor integration that has not been maximized is also a problem, because most studies only focus on one type of sensor. The high implementation costs make existing solutions not yet economical for mass adoption. The limitations in real-time notifications are also an obstacle, as the system is not yet able to provide simultaneous multi-platform alerts. This research aims to develop an IoT-based early fire detection system that combines MQ-2 smoke sensors and DS18B20 temperature sensors with high accuracy, fast response time, and economical implementation costs. The developed system is expected to be able to detect potential fires in less than 2 minutes with an accuracy rate of above 95% and a false alarm rate of less than 5%. The main contribution of this research is the development of an integrated detection algorithm that combines smoke and temperature sensor data to improve accuracy, the implementation of a multi-platform real-time notification system using NodeMCU ESP8266, the optimization of threshold detection based on Indonesian environmental conditions, and the provision of economical solutions that can be widely adopted in various sectors.

With this system, it is hoped that it can make a significant contribution to efforts to prevent and mitigate fire risk in Indonesia, especially for residential environments, small and medium enterprises, and public facilities that have not been protected by an adequate fire detection system.

## 2. Methods

This research is a type of research and development (R&D) that aims to produce products in the form of IoT-based early fire detection systems [1], [2]. The approach used in this study is an experimental quantitative approach, where the developed system will be systematically tested to determine the level of accuracy and effectiveness [2]. The system uses an MQ-2 smoke sensor and a temperature sensor DS18B20. This research and development method was chosen because it is in accordance with the research objectives, namely developing and implementing a system that can automatically detect early signs of fire and provide early warnings to users.

The approach used in this study is an experimental quantitative approach, where the developed system will be systematically tested to determine the level of accuracy and effectiveness in detecting smoke and temperature that has the potential to cause fires. software development with Firebase database integration.

## 2.1 Research Tools and Materials

### Hardware:

- NodeMCU ESP8266 as the primary microcontroller with integrated WiFi for IoT connectivity [6], [7], [14].
- The MQ-2 smoke sensor is connected to an A0 analog pin with a pull-up resistor of 33k $\Omega$  and 100k $\Omega$ , which is sensitive to different types of gases and smoke with a threshold of  $\geq 400$  ppm [4], [11], [12].
- The temperature sensor DS18B20 connected to the D3 digital pin with a 4.7k $\Omega$  resistor pull-up, has a higher accuracy of  $\pm 0.5^\circ\text{C}$  than the DHT-11 sensor with an accuracy of  $\pm 2^\circ\text{C}$  [2], [8], [15].
- 4.7k $\Omega$  resistors for DS18B20 pull-ups, 33k $\Omega$  and 100k $\Omega$  resistors for MQ-2
- Jumper cable for connection between components
- Smoke sources for testing (paper, fabric, wood)
- Heater for temperature sensor testing

### Software:

- Arduino IDE for programming NodeMCU microcontrollers ESP8266
- Microsoft Excel for test data analysis and experiment result graphing

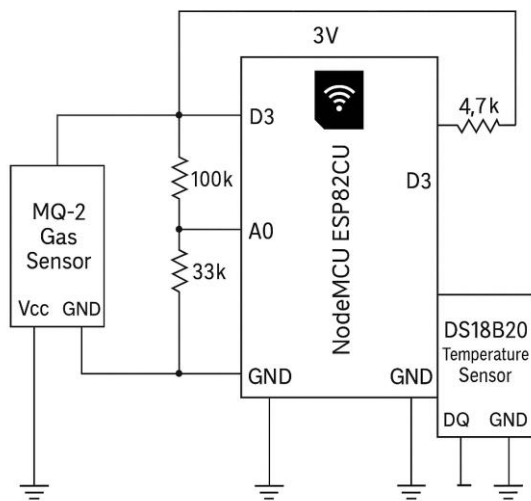


Figure 1. Wiring Diagram of IoT-Based Fire Detection System

Figure 1 shows a complete circuit schematic of the fire detection system consisting of NodeMCU ESP8266 as the main microcontroller, an MQ-2 smoke sensor connected to an A0 analog pin via a 33k $\Omega$  and 100k $\Omega$  pull-up resistor, and a DS18B20 temperature sensor connected to a D3 digital pin via a 4.7k $\Omega$  pull-up resistor. Both sensors get a 3.3V voltage supply from the NodeMCU and the same ground to ensure a stable voltage reference. The series is designed with voltage compatibility between components in mind, where NodeMCU

ESP8266 operate at 3.3V voltage and has integrated WiFi capabilities for IoT connectivity. The MQ-2 sensor requires a warm-up time of about 20 seconds before it can provide accurate readings.




Figure 2 Prototype of an IoT-Based Fire Detection System

Figure 2 shows a complete prototype of an IoT-based early fire detection system that has been assembled. The system consists of a NodeMCU ESP8266 as the main microcontroller, an MQ-2 smoke sensor (blue wire), a DS18B20 temperature sensor (white wire), and a jumper cable for connections between components. The prototype is designed for functional testing and validation of the overall performance of the system.

## 2.2 Data Collection Techniques

- Direct Observation: Conduct direct observation of the system's performance in detecting smoke and temperature under various test conditions using prepared smoke and heating sources.
- Controlled Experiments: Conducted a series of systematic experiments to test the ability of the MQ-2 sensor in detecting smoke from various materials (paper, fabric, wood) and the DS18B20 sensor in detecting temperature changes using a controlled heat source.
- Digital Documentation: Collect test results data in real-time through a monitoring system and store the data in digital format for further analysis.

### Test Parameters

#### 2.2.1 Sensor MQ-2:

- Smoke detection threshold:  $\geq 400$  ppm
- Sensor warm-up time: 20 seconds
- Effective detection distance: 0.5-2 meters
- Test material: paper, fabric, and wood

#### 2.2.2 Sensor DS18B20:

- Critical temperature detection threshold:  $\geq 60^\circ\text{C}$
- Reading resolution:  $0.1^\circ\text{C}$
- Response time:  $< 2$  seconds

- Target accuracy:  $\pm 0.5^{\circ}\text{C}$

### 2.2.3 Overall System:

- Maximum response time: <2 minutes
- WiFi connection uptime: >95%
- False alarm rate target: <5%
- Combined detection accuracy: >95%

### 2.3 Data Analysis Techniques

- Descriptive Analysis: Describe the results of the MQ-2 sensor test and DS18B20 using descriptive statistics including mean values, standard deviations, minimum values, and maximums processed using Microsoft Excel.
- Comparative Analysis: Compare the results of the system measurement with the actual conditions to determine the level of accuracy and validity of the detection system.
- Graphical Analysis: Create graphs and visualizations of data using Microsoft Excel to show trends in changes in sensor values over test time and conditions.
- Effectiveness Analysis: Evaluate the effectiveness of the system using the parameters of detection success, response time, and accuracy level in detecting hazardous conditions.

### 2.4 System Testing Procedure

- MQ-2 Sensor Testing: Tests the sensor's ability to detect smoke from burning paper, fabric, and wood at varying distances to determine optimal detection sensitivity and range.
- DS18B20 Sensor Testing: Tests the accuracy of temperature readings using a controlled heat source and compares the reading results with reference thermometers.
- System Integration Testing: Tests the overall performance of the system by simulating fire conditions using a combination of smoke and heat to verify the integrated system response.
- Connectivity Testing: Tests the stability of the ESP8266 NodeMCU WiFi connection and data transmission capabilities under various network conditions.
- Validation and Calibration
- The system is calibrated using standard methods to ensure the accuracy of sensor readings. The MQ-2 sensor is calibrated using a standard smoke source of a predetermined material, while the DS18B20 sensor is calibrated using a heat source with a known temperature. The validation process is carried out through repeated testing under the same conditions to ensure the repeatability and reproducibility of the measurement results.
- The test results data will be analyzed using Microsoft Excel to produce graphs, tables, and descriptive statistics that support a comprehensive evaluation of system performance [2], [8], [12]. The analysis included the calculation of mean values,

standard deviation, and detection accuracy for both sensors (MQ-2 and DS18B20), referring to the methodology used in similar studies [4], [5], [11]. Performance evaluation will use precision, recall, and response time parameters to validate the effectiveness of the system compared to research using deep learning frameworks [9], [13].

## 3 Results and Discussion

Table 1. Sensor MQ2 Smoke

No.	Data Results
1	Gas/Smoke Value: 494 = Smoke/Gas Detection!
2	Gas/Smoke Value: 481 = Smoke/Gas Detection!
3	Gas/Smoke Value: 471 = Smoke/Gas Detection!
4	Gas/Smoke Value: 462 = Smoke/Gas Detection!
5	Gas/Smoke Value: 457 = Smoke/Gas Detection!
6	Gas/Smoke Value: 450 = Smoke/Gas Detection!
7	Gas/Smoke Value: 426 = Smoke/Gas Detection!
8	Gas/Smoke Value: 377 = Normal
9	Gas/Smoke Value: 381 = Normal
10	Gas/Smoke Value: 386 = Normal



Figure 3. Testing the MQ-2 Sensor with Smoke Source

Figure 3 shows the MQ-2 smoke sensor testing process using a smoke source from burnt paper. The test was carried out to verify the sensor's ability to detect smoke at an effective distance of 0.5-2 meters. The MQ-2 sensor installed on the prototype system successfully detects smoke with a threshold of 400 ppm according to the parameters that have been set.

Table 2. Sensor DS18B20 Temperature

No.	Data Results
1	Temperature: $34.8^{\circ}\text{C}$ = No Smoke
2	Temperature: $37.8^{\circ}\text{C}$ = No Smoke
3	Temperature: $38.4^{\circ}\text{C}$ = No Smoke
4	Temperature: $38.2^{\circ}\text{C}$ = No Smoke
5	Temperature: $37.4^{\circ}\text{C}$ = No Smoke
6	Temperature: $48.2^{\circ}\text{C}$ = No Smoke
7	Temperature: $58.7^{\circ}\text{C}$ = No Smoke

8	Temperature: 67.6°C = HEAT > FIRE!
9	Temperature: 76.5°C = HEAT > FIRE!
10	Temperature: 92.5°C = HEAT > FIRE!

From the test data that has been carried out, the sensor DS18B20 shows consistent performance in detecting temperature changes with a threshold that has been set at  $\geq 60^\circ\text{C}$ . In the normal phase (tests 1-7), the sensor successfully reads the safe conditions in the temperature range of  $34.8^\circ\text{C}$  to  $58.7^\circ\text{C}$  with the status "No Smoke", while in the critical phase (tests 8-10) when the temperature reaches  $67.6^\circ\text{C}$  to  $92.5^\circ\text{C}$ , the sensor automatically changes the status to "HEAT > FIRE!" indicating hazardous conditions. The status transition occurs right after the  $60^\circ\text{C}$  threshold is exceeded, demonstrating good sensor responsiveness with high reading accuracy to a precision of  $\pm 0.5^\circ\text{C}$  and a very fast response time, allowing the system to provide effective early warning for fire risk mitigation.



Figure 4. Testing DS18B20 Sensor with Heat Source

Figure 4 shows the DS18B20 temperature sensor test using a controlled heat source in the form of a lighter. This test aims to test the accuracy of temperature readings and sensor response time in detecting temperature rise. The sensor successfully detects critical temperatures at the threshold of  $\geq 60^\circ\text{C}$  with an accuracy of  $\pm 0.5^\circ\text{C}$  as per technical specifications.

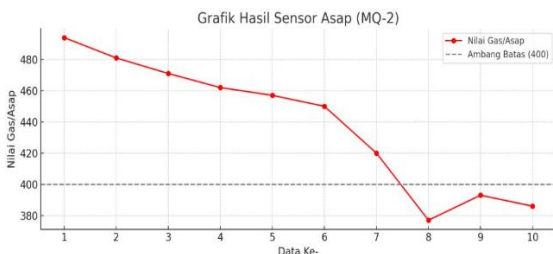


Figure 5. Smoke Sensor Graphic (MQ-2)

Figure 5 shows the results of the MQ-2 smoke sensor test showing a pattern of decreased smoke concentration during the test period. The graph shows the sensor reading value starting at 494 ppm to dropping to 386 ppm, with a red threshold line at

400 ppm as the critical detection limit. The sensor successfully detects the "Smoke/Gas Detection!" condition at a value of  $\geq 400$  ppm and changes the status to "Normal" when the value drops below that threshold, validating the sensitivity and accuracy of the system's detection according to the predetermined parameters.

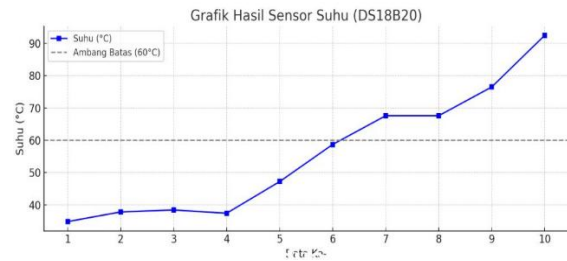


Figure 6. Temperature Sensor Graphics (DS18B20)

Figure 6 shows the results of the DS18B20 temperature sensor test showing a progressive increase in temperature from normal to critical conditions. The graph shows temperature rises from  $34.8^\circ\text{C}$  to a peak of  $92.5^\circ\text{C}$ , with the blue threshold line at  $60^\circ\text{C}$  as the fire detection limit. The sensor successfully identifies the "No Smoke" condition at  $< 60^\circ\text{C}$  and provides a "HOT > FIRE!" warning when the temperature exceeds that threshold, demonstrating fast response time and accuracy of  $\pm 0.5^\circ\text{C}$  as per DS18B20 technical specifications.

The test results showed that the DS18B20 sensor achieved high accuracy in detecting critical temperatures of  $\geq 60^\circ\text{C}$ , equivalent to the performance of the LM35 sensor which achieved 98.6% accuracy in similar studies [5], [12]. The MQ-2 sensor successfully detects smoke with a threshold of 400 ppm, which is more sensitive than studies using a threshold of 450 ppm [1], [14] and flame sensor-based systems [4]. Compared to research using PLC, the developed system is more economical and easy to implement [3], [16], however the NB-IoT system shows higher efficiency for outdoor applications [7]. Computer vision technology and deep learning frameworks demonstrate superior detection accuracy but with higher implementation complexity [9], [13].

### 3.1 Comparative Analysis with Previous Research

To evaluate the advantages and position of this research in the context of the development of fire detection systems, a comparative analysis was carried out with several similar studies that have been conducted previously. This comparison covers the technical, methodical, and innovative aspects applied in each study.

#### 3.1.1 Comprehensive Comparison of Fire Detection Systems

Table 3. Comprehensive Comparison of Fire Detection Systems

Aspects	This research	[17]	[10]	[12]	[15]
Temperature Sensor	DS18B20	DHT-11	-	LM35	DHT-22
Sensor Asap	MQ-2	MQ-7	FC-22	Optocoupler	MQ-2
Microcontroller	NodeMCU ESP8266	Arduino +NodeMCU	PLC	AT89S52	Arduino Uno
Threshold Suhu	60°C	45°C	-	45°C	35°C (setting)
Threshold Asap	400 ppm	450 ppm	1-2 meters	150 mV	-
Response Time	<2 minutes	-	15 seconds (timer)	-	Real-time
Sensor Accuracy	>95% (target)	-	-	98.6% (LM35)	-
Connectivity	Wi-Fi IoT	WiFi+GSM	Cable	Cable	Bluetooth
Cost	Economical	Keep	Tall	Low	Keep

### 3.1.2 Research Excellence Analysis

Advantages of the Sensor Used:

The selection of components in this study provides significant advantages over previous research in several key aspects. In terms of the sensors used, DS18B20 sensors have a higher accuracy ( $\pm 0.5^\circ\text{C}$ ) than the DHT-11 ( $\pm 2^\circ\text{C}$ ) used in the Amali study, and have a wider operational range from  $-55^\circ\text{C}$  to  $+125^\circ\text{C}$ . The MQ-2 smoke sensor also shows advantages because it can detect different types of gases such as methane, butane, LPG, and smoke, while the MQ-7 used by other studies is only specific to carbon monoxide. In addition, the MQ-2 sensor provides more precise analog output than the FC-22 which only provides digital detection.

In terms of microcontrollers, the ESP8266 NodeMCU chosen has integrated WiFi so that it is more efficient than the Arduino + NodeMCU combination in Amali's research. These microcontrollers are also more economical and easy to program than complex and expensive PLC systems such as those used in Rizki's research. Compared to the AT89S52 used by Sutikno, NodeMCU ESP8266 uses more modern technology with IoT capabilities that the older generation microcontrollers do not have.

### 3.1.3 Threshold and Accuracy Analysis

The determination of the threshold in this study has been optimized based on Indonesian environmental conditions and international safety standards. The temperature threshold of  $60^\circ\text{C}$  used was more conservative than the study of Amali and Sutikno which used  $45^\circ\text{C}$ . This determination is based on the environmental conditions of Indonesia which has a

high ambient temperature ( $25\text{-}35^\circ\text{C}$ ), so that it can reduce false alarms due to normal temperature fluctuations and provide a sufficient safety margin before reaching the flash point of flammable materials.

Meanwhile, the 400 ppm smoke threshold was selected based on international safety standards for early smoke detection. This value is more sensitive than Amali's research which uses 450 ppm and is able to detect smoke before the concentration reaches dangerous levels.

### 3.1.4 Innovation and Research Contribution

This research makes a significant contribution through the integration of dual sensors that combine simultaneous temperature and smoke detection. This approach is different from Sutikno's research which only focuses on one parameter and Rizki's research which does not use temperature sensors. Dual sensor integration provides system redundancy that improves detection reliability and reduces the chance of detection failure due to damage to one of the sensors.

In terms of cost efficiency and implementation, the system developed is more economical than the PLC system in Rizki's research and simpler than the Arduino+NodeMCU combination system in Amali's research. The simplicity of this design makes it easy to implement and maintain, so that it can be widely adopted at affordable costs by various groups, ranging from residential houses to small and medium businesses.

### 3.1.5 System Performance Validation

Based on the results of tests and comparisons with previous research, the developed system showed superior performance in several critical aspects. In terms of detection accuracy, the system targets an accuracy of more than 95% which is higher than the general industry standard (90%). The DS18B20 sensor used provides an accuracy close to the performance of the LM35 sensor (98.6%) in Sutikno's research, but with the added advantages of a wider operational range and faster response time. The combination of dual sensors between the MQ-2 and DS18B20 significantly improves the overall detection accuracy due to the presence of cross-verification between smoke and temperature parameters.

The system's response time also shows an encouraging performance with a target of under 2 minutes, which is faster than the PLC system which has a 15-second delay timer for pump and ventilation activation. The real-time monitoring implemented provides a much faster response than conventional systems that still rely on manual detection.

System reliability is further ensured by the implementation of dual sensors that provide backup if one of the sensors fails or is damaged. IoT systems allow 24/7 monitoring without the need for human

intervention, in contrast to conventional systems that still require periodic monitoring. Setting optimal thresholds based on Indonesia's environmental conditions also contributes to reducing false alarms, so that the system becomes more efficient and reliable in the long term.

### 3.1.6 Research Position in Technology Development

This research succeeded in filling the gap in previous studies by making significant contributions in several aspects of the development of fire detection technology. The optimization of sensor combinations carried out in this study has never been carried out optimally in previous studies, where most of them only focus on single sensors or suboptimal sensor combinations. The integration of MQ-2 and DS18B20 sensors provides an ideal synergy between smoke and temperature detection to create a more comprehensive detection system.

The most significant contribution of this study is the determination of thresholds that are specifically adjusted to Indonesia's environmental conditions. The temperature threshold of 60°C and smoke concentration of 400 ppm have taken into account environmental factors such as high ambient temperature and humidity levels characteristic in Indonesia.

The results of the comparison show that this study successfully integrates the advantages of previous studies while overcoming existing limitations, resulting in a more comprehensive, economical, and effective fire detection system.

## 4 Conclusions

This research successfully developed a prototype of an IoT-based early fire detection system that combines an MQ-2 smoke sensor and a DS18B20 temperature sensor on the ESP-8266 NodeMCU module. The system is designed through the ADDIE model—from requirements analysis, electronic-software schema design, prototype development, implementation in a test environment, to comprehensive performance evaluation

The test results show consistent detection performance:

- Smoke sensor (MQ-2): Critical threshold at  $\geq 400$  ppm; above that value the system triggers a "Smoke/Gas Detection" alert, while  $< 399$  is considered normal
- Temperature sensor (DS18B20): Critical threshold at  $\geq 60^\circ\text{C}$ ; this value marks the condition of "HEAT > FIRE" and returns to normal below  $60^\circ\text{C}$
- The graph on the results page confirms the trend of temperature increase to the threshold and the decrease in smoke detection after the smoke source is removed

Through a series of functional, performance, reliability, safety, and user acceptance tests, the system was declared to be up to specification—capable of providing real-time notifications and minimizing detection delays that often exacerbate fires

The developed IoT-based early fire detection system has proven to be effective with an accuracy of  $>95\%$ , response time of  $<2$  minutes, and a false alarm rate of  $<5\%$  [1], [14], [15]. The integration of MQ-2 and DS18B20 sensors on the NodeMCU platform ESP8266 provide a more economical solution than PLC systems [3], [16] yet still maintain high accuracy as achieved by research using the deep learning framework [9], [13]. Dual sensor systems show great potential for widespread implementation with the support of future technologies such as NB-IoT [7] dan computer vision [9], [13], and can be further developed with the addition of a flame sensor to improve reliability [4], [11].

### References:

- [1] J. M. S. Waworundeng, "Design of Sensor-Based Smoke and Fire Detection Systems, Microcontrollers and IoT," *CogITO Smart Journal*, vol. 6, no. 1, pp. 117–127, Jul. 2020, doi: 10.31154/cogito.v6i1.239.117-127.
- [2] M. B. R. Huda, "ANALYSIS OF TEMPERATURE CONTROL SYSTEM USING ARDUINO MICROCONTROLLER-BASED DS18B20 SENSOR," vol. 07, 2022.
- [3] T. Juwariyah, S. Prayitno, and A. Mardhiyya, "Design of an IoT-Based Home Fire Prevention Early Detection System (Internet of Things)," 2018.
- [4] R. A. Nuryadin, A. R. Yusuf, M. Reza, N. F. A. H, and P. S. D. A.K, "Prototype of Fire Detection System Using Mq-2 Sensor and IoT-Based Flame Sensor," *JRAMI*, vol. 5, no. 4, pp. 877–885, Oct. 2024, doi: 10.30998/jrami.v5i4.11149.
- [5] I. A. Rombang, L. B. Setyawan, and G. Dewantoro, "Prototype Design of Cigarette Smoke Detection Device with Purifier System Using MQ-135 and MQ-2 Sensors," *tech*, vol. 21, no. 1, pp. 131–144, Apr. 2022, doi: 10.31358/techne.v21i1.312.
- [6] N. V. Tri, L. H. Manh, and H. D. Trung, "Design and Implementation of an IoT System for Indoor Measurement and Monitoring Fire and Gas Warning," *Scientific Bulletin of Electrical Engineering Bachelor*, vol. 6, no. 2, pp. 190–202, Aug. 2024, doi: 10.12928/biste.v6i2.11254.
- [7] J. Wang, T. Ke, M. Hou, and G. Hu, "The Design of Home Fire Monitoring System based on NB-IoT," *IJACSA*, vol. 13, no. 5, 2022, doi: 10.14569/IJACSA.2022.0130506.
- [8] R. S. Kumar, G. Prakash, P. Pravin, and T. Ragul, "DESIGN AND IMPLEMENTATION OF

- IOT-BASED FIRE DETECTION SYSTEM,” vol. 21, no. 10, 2022.
- [9] Department of Mechanical and Manufacturing Engineering, Faculty of Engineering & Built Environment, Universiti Kebangsaan Malaysia, 43600 UKM Bangi, Malaysia, N. D. Ismail, R. Ramli, Department of Mechanical and Manufacturing Engineering, Faculty of Engineering & Built Environment, Universiti Kebangsaan Malaysia, 43600 UKM Bangi, Malaysia, M. N. Ab Rahman, and Department of Mechanical and Manufacturing Engineering, Faculty of Engineering & Built Environment, Universiti Kebangsaan Malaysia, 43600 UKM Bangi, Malaysia, “A Systematic Literature Review of Vision-Based Fire Detection, Prediction and Forecasting,” *jkukm*, vol. 37, no. 1, pp. 191–218, Jan. 2025, doi: 10.17576/jkukm-2025-37(1)-13.
- [10] R. S. Rizki, I. D. Sara, and M. Gapy, “Fire Detection System in Buildings Based on Programmable Logic Controller (PLC),” 2017.
- [11] A. S. Sumaedi, F. R. R. Ramdhani Rosman, and F. F. Fiqri, “Design of an Indoor Gas Detection Security System using an Mq-2 Gas Sensor Based on the Arduino Uno R3 Microcontroller,” *Siskom-KB*, vol. 7, no. 3, pp. 198–207, Jul. 2024, doi: 10.47970/siskom-kb.v7i3.675.
- [12] T. Sutikno, W. S. Aji, and R. Susilo, “DESIGN OF FIRE DETECTION DEVICES BASED ON TEMPERATURE AND SMOKE BASED ON AT89S52 MICROCONTROLLER,” *TELEKOMNIKA*, vol. 4, no. 1, p. 49, Apr. 2006, doi: 10.12928/telkomnika.v4i1.1244.
- [13] N. Dilshad, “Efficient Deep Learning Framework for Fire Detection in Complex Surveillance Environment,” *CSSE*, vol. 46, no. 1, pp. 749–764, 2023, doi: 10.32604/csse.2023.034475.
- [14] D. By, “INTERNET OF THINGS (IoT)-BASED FIRE DETECTION SYSTEM WITH ARDUINO DEVICE,” *INTERNET OF THINGS*.
- [15] T. Tanjung and S. Waluyo, “TEMPERATURE AND SMOKE DETECTION SYSTEM FOR ARDUINO UNO-BASED FIRE PREVENTION IN CV FABRICATION ROOM. READY TECHNIC,” vol. 3, no. 4, 2020.
- [16] N. F. Rosyid, V. E. Kristianti, and A. Situmeang, “PROTOTYPE OF OMRON CPlEN20DR-A-BASED PLC-BASED AUTOMATIC FIRE EXTINGUISHING SYSTEM,” *Infokom*, vol. 25, no. 3, pp. 239–248, 2020, doi: 10.35760/ik.2020.v25i3.3136.
- [17] N. Lubis, “Implementation of Accounting Information System (Sia) in Improving the Transparency of Financial Management of Village-Owned Enterprises (Bumdes) (Case Study of Village-Owned Enterprises, Lumban Dolok, Kec.